


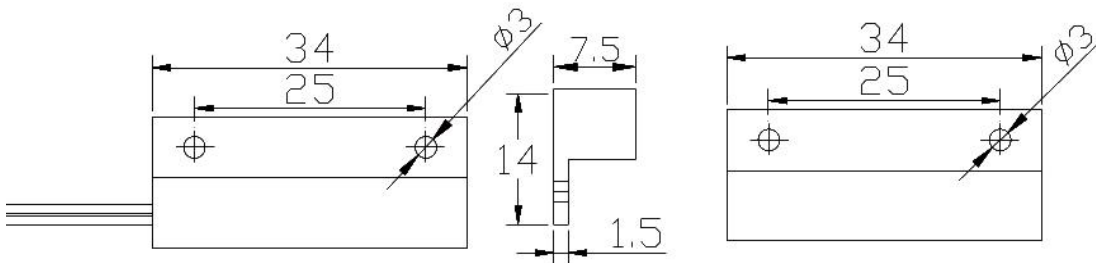
# 200113 SPECIFICATION

## 1.0 Parameter

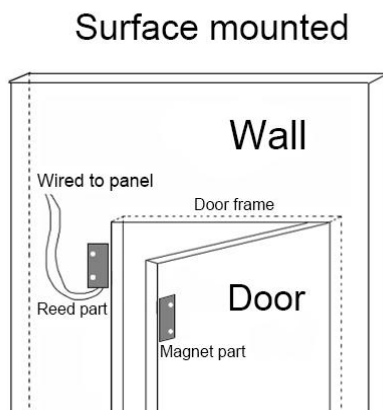
Approved: CE / FCC / RoHS  
 Contact type: NC——Switch ON when magnet nearby  
 (NO / COM are available customize)  
 Operating gap:  $\geq 20\text{mm}$  (Undisturbed test)  
 Max. switching voltage: 100V DC/AC  
 Max. switching current: 0.5A  
 operating load: 10W  
 Working temperature:  $-20\sim 80^{\circ}\text{C}$   
 Working life:  $>100000$  times  
 Connection type: 3m 1007/22# AWG  
 Material: ABS  
 Color: White  
 Packaging: 1 sets/box, 210 sets/ctn  
 G.W.: 16.4KGS



Dimension (mm) :



## 2.0 Installation drawing



## 3.0 Introduction

Magnetic contact is widely used for alarm system(panel) to detect state of door. It consist of a reed switch part and a magnet part . When door closed, reed switch is effected by magnet and turn ON; when door open, reed switch is effected by magnet and turn OFF, trigger alarm.

## 4.0 Installation instruction

Surface/Roller shutter mounted should be fixed with screw or double faced tape.

Flush mounted should be fixed in the hole between the door and door frame. Magnet part install on the edge of door, reed part install on the edge of door frame as close to magnet part as possible .

Wired reed part to alarm system (panel).

## 5.0 Warning

Do not knock reed part when mounting.

Magnetic contact should be used for doors/windows alarm only, please contact us for technical parameters confirming if used as a equipment switch.